

Product data sheet

Characteristics

PDL680S

Insulation Mechanism Shroud; For & 600
Designer Series Modules, Grey



Main

Range of product	PDL Distribution Equipment Accessories
Product or component type	Insulated terminal shroud

Complementary

Material	Rubber
Colour tint	Grey
Installation direction	Horizontal Vertical
Mounting mode	Push-in
Surface finish	Glossy
Width	25 mm
Length	25 mm
Depth	40 mm
Quantity per set	Set of 40
Type of packing	Carton




Environment

Ambient air temperature for operation	-10...40 °C
---------------------------------------	-------------

Packing Units

Unit Type of Package 1	PCE
Number of Units in Package 1	1
Package 1 Weight	7 g
Package 1 Height	25 mm
Package 1 width	25 mm
Package 1 Length	42 mm

Offer Sustainability

Sustainable offer status	Green Premium product
REACH Regulation	 REACH Declaration
EU RoHS Directive	Pro-active compliance (Product out of EU RoHS legal scope)  EU RoHS Declaration
Mercury free	Yes
RoHS exemption information	 Yes

China RoHS Regulation	📄 China RoHS Declaration
Environmental Disclosure	📄 Product Environmental Profile