

Product data sheet

Characteristics

PDL695/15WH

Socket Outlet 600 Series - Twin switched -
 Assembled - Horizontal - 250 V - 15 A - White



Main

Range of product	600 Series
Product or component type	Switched socket




Complementary

Control type	Rocker
Material	PC (polycarbonate)
Colour tint	White
Surface finish	Gloss
Installation direction	Horizontal
Width	118 mm
Height	74 mm
[Ue] rated operational voltage	230/240 V 50 Hz
Device mounting	Surface
Number of gangs	2 gangs
Fixing center	84 mm
Ambient air temperature for operation	-10...40 °C
Cable cross section	3 x 2.5 mm ²
Cut-out dimensions	50 mm
Quantity per set	Set of 5
Type of packing	Carton

Packing Units

Package 1 Weight	102.000 g
Package 1 Height	23.000 mm
Package 1 width	80.000 mm
Package 1 Length	120.000 mm

Offer Sustainability

Sustainable offer status	Green Premium product
REACH Regulation	 REACH Declaration
EU RoHS Directive	Compliant  EU RoHS Declaration
Mercury free	Yes
RoHS exemption information	 Yes

The information provided in this documentation contains general descriptions and/or technical characteristics of the performance of the products contained herein. This documentation is not intended as a substitute for and is not to be used for determining suitability or reliability of these products for specific user applications. It is the duty of any such user or integrator to perform the appropriate and complete risk analysis, evaluation and testing of the products with respect to the relevant specific application or use thereof. Neither Schneider Electric Industries SAS nor any of its affiliates or subsidiaries shall be responsible or liable for misuse of the information contained herein.

China RoHS Regulation

 [China RoHS Declaration](#)

Environmental Disclosure

 [Product Environmental Profile](#)
